





NOTES:
 DESIGN AND SPECIFICATIONS SUBJECT TO CHANGE BY MANUFACTURE.
 POST AND FOOTING - AS REQUIRED BY SITE CONDITIONS AND CODES.

POST CAP OPTIONS			
NEW ENGLAND	GOTHIC	INSIDE PYRAMID	OUTSIDE PYRAMID
			



EverGuard[®] Downington
 Double Gate - Elevation / Section

DATE: 08.26.13

SCALE: 1/2" = 1'-0"

BY: DDD

DWG #: EG.D.DG.1

COPYRIGHT ©