





NOTES:
 DESIGN AND SPECIFICATIONS SUBJECT TO CHANGE BY MANUFACTURE.
 POST AND FOOTING - AS REQUIRED BY SITE CONDITIONS AND CODES.

POST CAP OPTIONS			
NEW ENGLAND	GOTHIC	INSIDE PYRAMID	OUTSIDE PYRAMID
			

 **Merchants Metals**[®]
the first name in fence solutions

EverGuard[®] Melrose
 Double Gate - Elevation / Section

DATE: 08.22.13

SCALE: 1/2" = 1'-0"

BY: DDD

DWG #: EG.M.DG.1

COPYRIGHT ©