





NOTES:  
 DESIGN AND SPECIFICATIONS SUBJECT TO CHANGE BY MANUFACTURE.  
 POST AND FOOTING - AS REQUIRED BY SITE CONDITIONS AND CODES.

POST CAP OPTIONS			
NEW ENGLAND	GOTHIC	INSIDE PYRAMID	OUTSIDE PYRAMID
			



**Merchants Metals**<sup>®</sup>  
*the first name in fence solutions*

EverGuard<sup>®</sup> Ranch Four Rail  
 Double Gate - Elevation / Section

DATE: 08.28.13	SCALE: 1/2" = 1'-0"	BY: DDD
DWG #: EG.RR.4R.DG.1		COPYRIGHT ©