





NOTES:  
 DESIGN AND SPECIFICATIONS SUBJECT TO CHANGE BY MANUFACTURE.  
 POST AND FOOTING - AS REQUIRED BY SITE CONDITIONS AND CODES.

POST CAP OPTIONS			
NEW ENGLAND	GOTHIC	INSIDE PYRAMID	OUTSIDE PYRAMID
			



EverGuard<sup>®</sup> Savannah  
 Single Gate - Elevation / Section

DATE: 08.27.13	SCALE: 1/2" = 1'-0"	BY: DDD
DWG #: EG.S.SG.1		COPYRIGHT ©