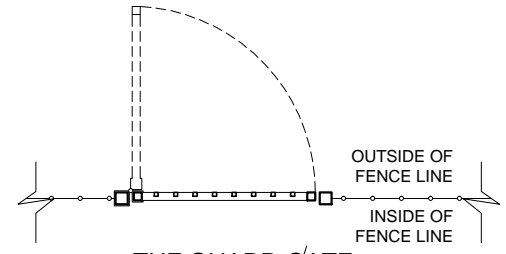
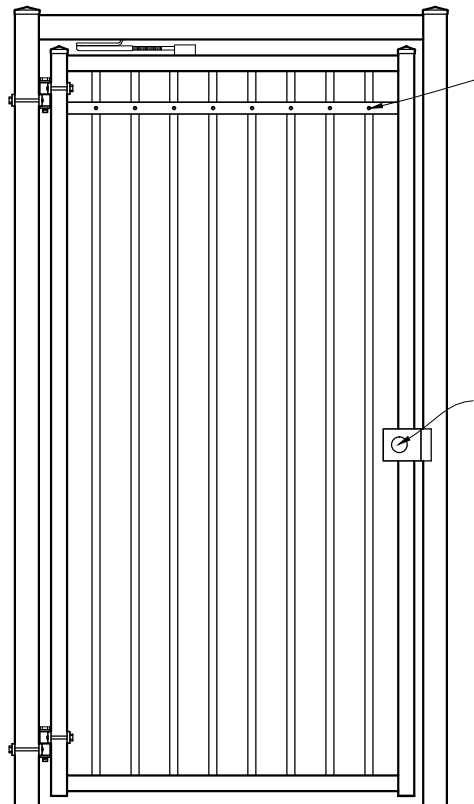


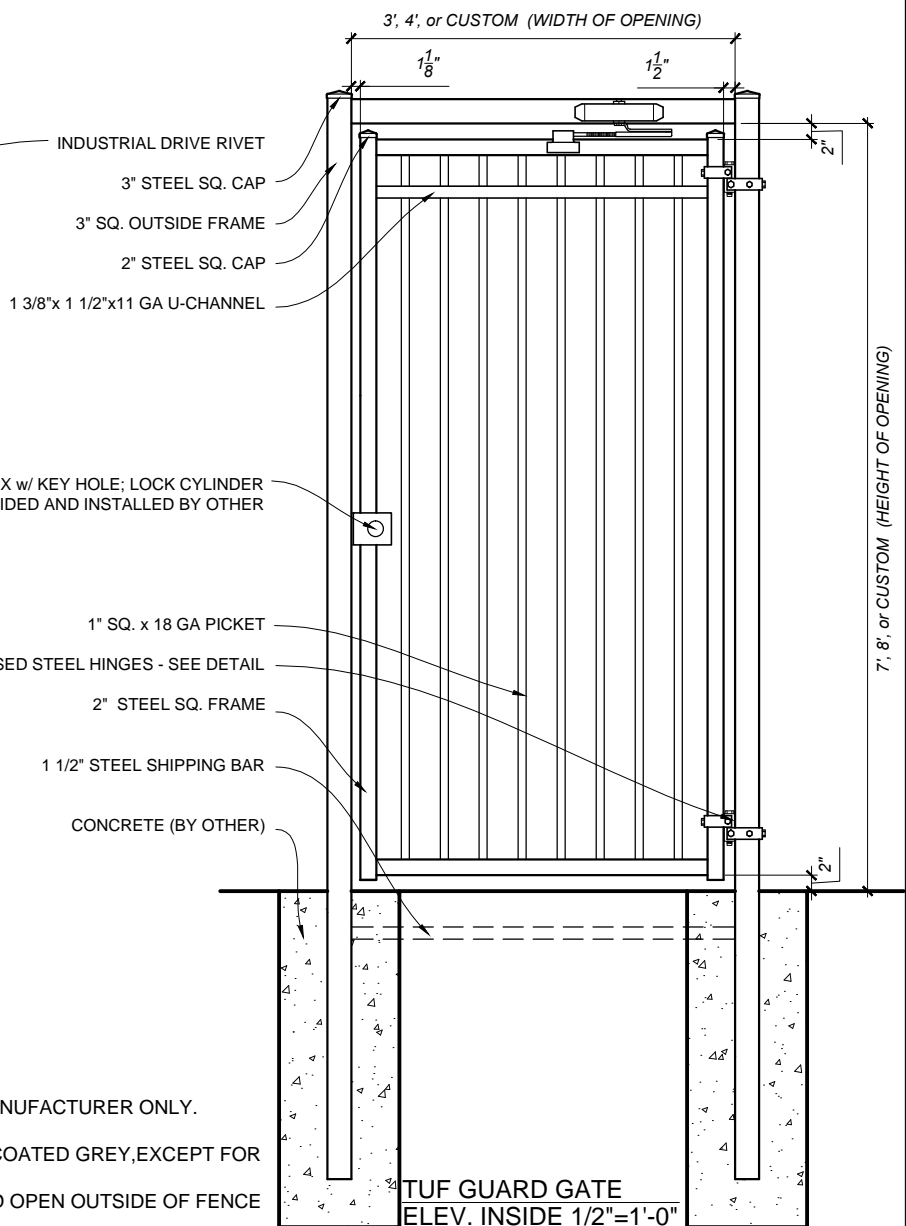
PRESSED STEEL SQ. HINGE
DETAIL - 2"=1'-0"



TUF GUARD GATE
PLAN 1/4"=1'-0"



TUF GUARD GATE
ELEV. OUTSIDE LOOKING IN 1/2"=1'-0"



TUF GUARD GATE
ELEV. INSIDE 1/2"=1'-0"

- NOTES:**
1. SPECIFICATIONS SHOWN CAN BE CHANGED BY THE MANUFACTURER ONLY.
 2. FOOTING WIDTH TO BE (4)X POST WIDTH
 3. ALL COMPONENTS OF THE TUF GUARD GATE WILL BE COATED GREY, EXCEPT FOR THE CLOSER
 4. OUTSIDE LOOKING IN, GATE WILL LATCH ON RIGHT AND OPEN OUTSIDE OF FENCE LINE



COPYRIGHT © MERCHANTS METALS
ALL RIGHTS RESERVED

TUF GUARD GATE
3 RAIL MONROE - LOCK BOX
3-4Wx 7-8H GATE
(Nom. Dimension)

BY: JR
DATE: 4.4.14
REV:

DWG NO.: TG3RMwLB
SCALE: 1/2" = 1'-0"