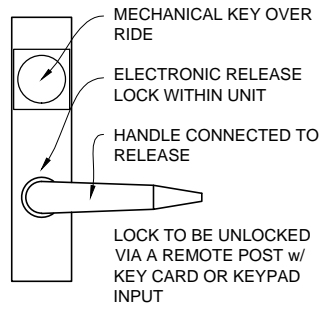
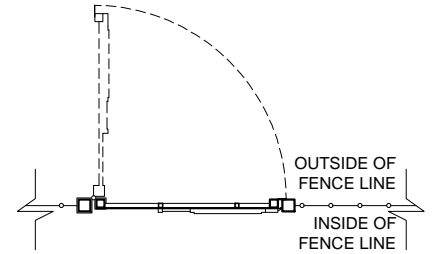


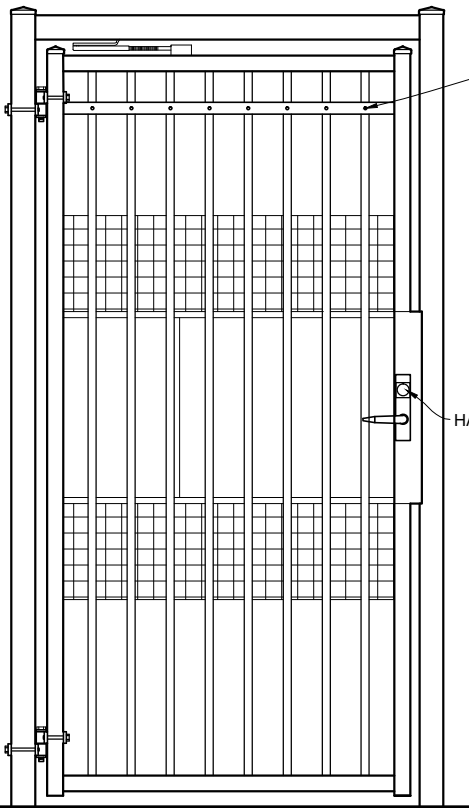
**PRESSED STEEL SQ. HINGE**  
DETAIL - 2"=1'-0"



**ELECTROMAGNETIC LOCK**  
DETAIL 1"=1'-0"

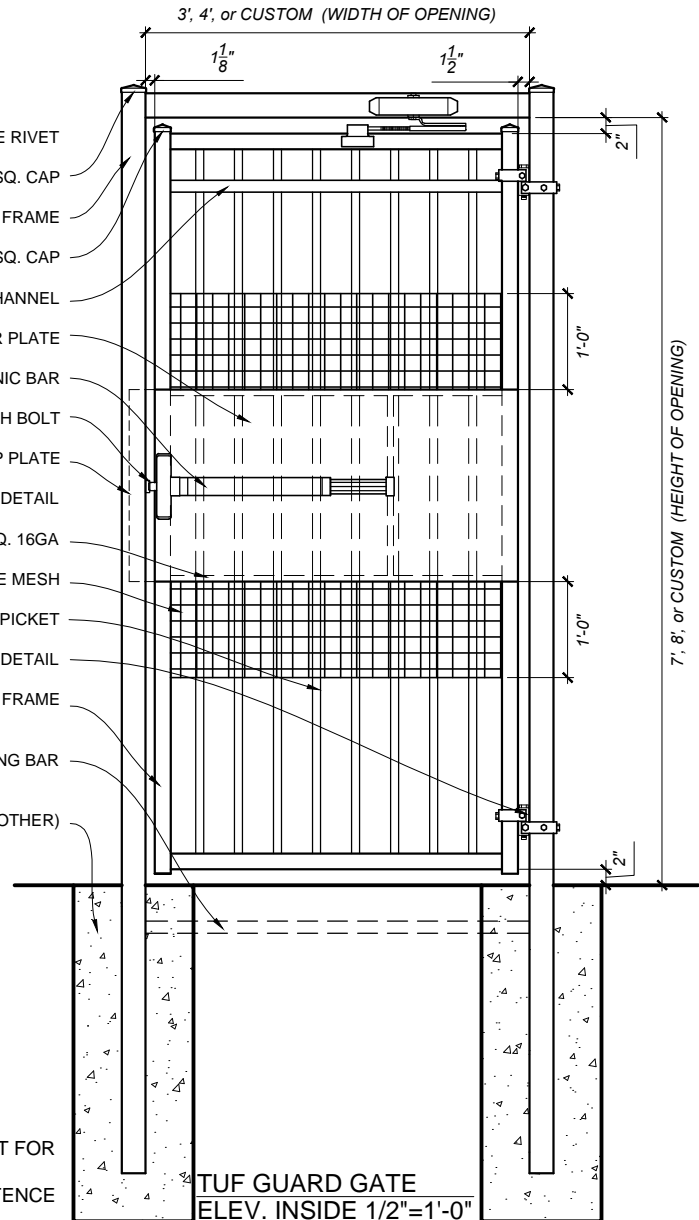


**TUF GUARD GATE**  
PLAN 1/4"=1'-0"



**TUF GUARD GATE**  
ELEV. OUTSIDE LOOKING IN 1/2"=1'-0"

- INDUSTRIAL DRIVE RIVET
- 3" STEEL SQ. CAP
- 3" SQ. OUTSIDE FRAME
- 2" STEEL SQ. CAP
- 1 3/8"x 1 1/2"x11 GA U-CHANNEL
- PANIC BAR PLATE
- PANIC BAR
- LATCH BOLT
- STOP PLATE
- HANDLE w/ ELECTRONIC LOCK - SEE DETAIL
- BRACE RAIL - 3/4" SQ. 16GA
- 10 GA. 2"x2" WELDED WIRE MESH
- 1" SQ. x 18 GA PICKET
- 3" PRESSED STEEL HINGES - SEE DETAIL
- 2" STEEL SQ. FRAME
- 1 1/2" STEEL SHIPPING BAR
- CONCRETE (BY OTHER)



**TUF GUARD GATE**  
ELEV. INSIDE 1/2"=1'-0"

- NOTES:
1. SPECIFICATIONS SHOWN CAN BE CHANGED BY THE MANUFACTURER ONLY.
  2. FOOTING WIDTH TO BE (4)X POST WIDTH
  3. ALL COMPONENTS OF THE TUF GUARD GATE WILL BE COATED GREY, EXCEPT FOR THE HANDLE ELECTRONIC LOCK, PANIC BAR, AND CLOSER
  4. OUTSIDE LOOKING IN, GATE WILL LATCH ON RIGHT AND OPEN OUTSIDE OF FENCE LINE



COPYRIGHT © MERCHANTS METALS  
ALL RIGHTS RESERVED

**Merchants Metals**  
*the first name in fence solutions*



**TUF GUARD GATE**  
3 RAIL MONROE- Weld Wire  
7-8Hx 3-4W GATE  
(Nom.Dimension)

BY: JR  
DATE: 4.4.14  
REV:

DWG NO.: TG3RMwWW  
SCALE: 1/2" = 1'-0"