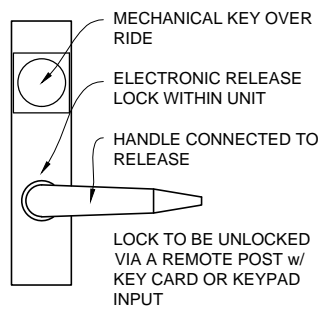
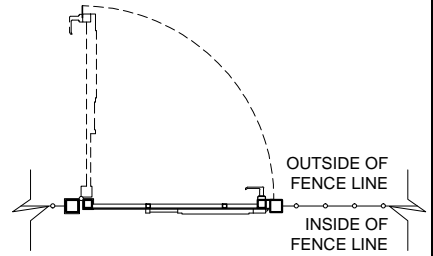


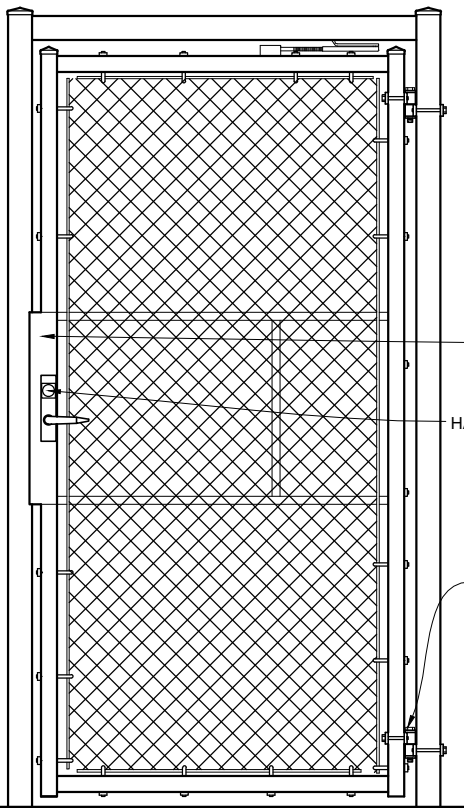
PRESSED STEEL SQ. HINGE
DETAIL - 2"=1'-0"



ELECTROMAGNETIC LOCK
DETAIL 1"=1'-0"



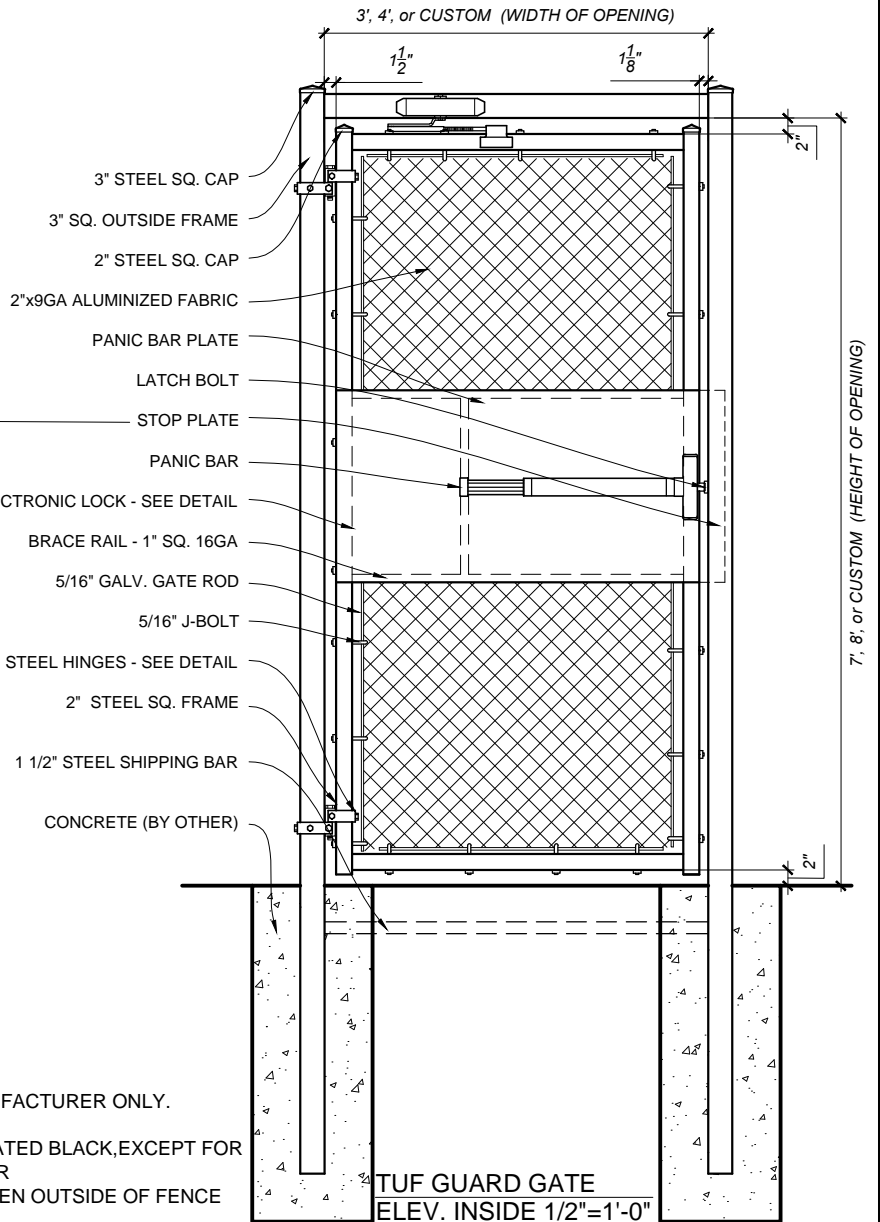
TUF GUARD GATE
PLAN 1/4"=1'-0"



TUF GUARD GATE
ELEV. OUTSIDE LOOKING IN 1/2"=1'-0"

NOTES:

1. SPECIFICATIONS SHOWN CAN BE CHANGED BY THE MANUFACTURER ONLY.
2. FOOTING WIDTH TO BE (4)X POST WIDTH
3. ALL COMPONENTS OF THE TUF GUARD GATE WILL BE COATED BLACK, EXCEPT FOR THE HANDLE w/ ELECTRONIC LOCK, PANIC BAR, AND CLOSER
4. OUTSIDE LOOKING IN, GATE WILL LATCH ON LEFT AND OPEN OUTSIDE OF FENCE LINE



TUF GUARD GATE
ELEV. INSIDE 1/2"=1'-0"



COPYRIGHT © MERCHANTS METALS
ALL RIGHTS RESERVED

Merchants Metals
the first name in fence solutions

TUF GUARD GATE
CHAIN LINK w/ ELEC. LOCK

3-4Wx7-8H GATE
(Nom. Dimension)

BY: JR
DATE: 4.4.14
REV:

DWG NO.: TGCLWEL
SCALE: 1/2" = 1'-0"