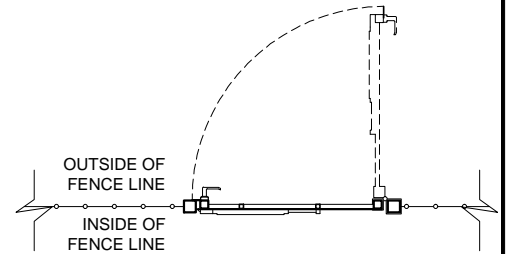
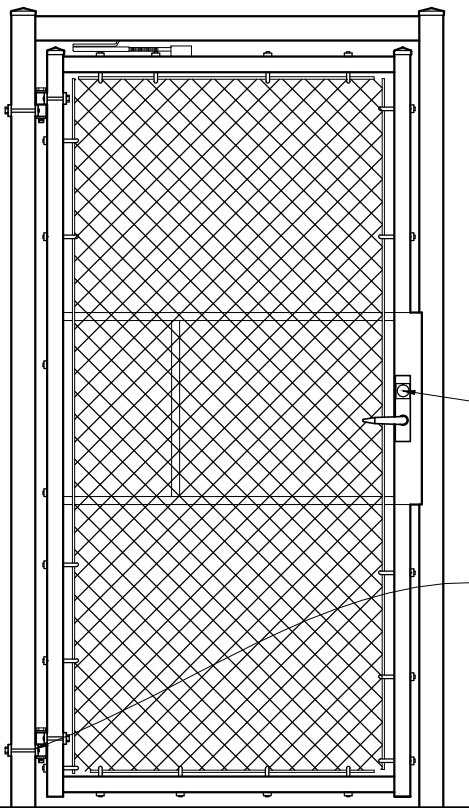


PRESSED STEEL SQ. HINGE
DETAIL - 2"=1'-0"



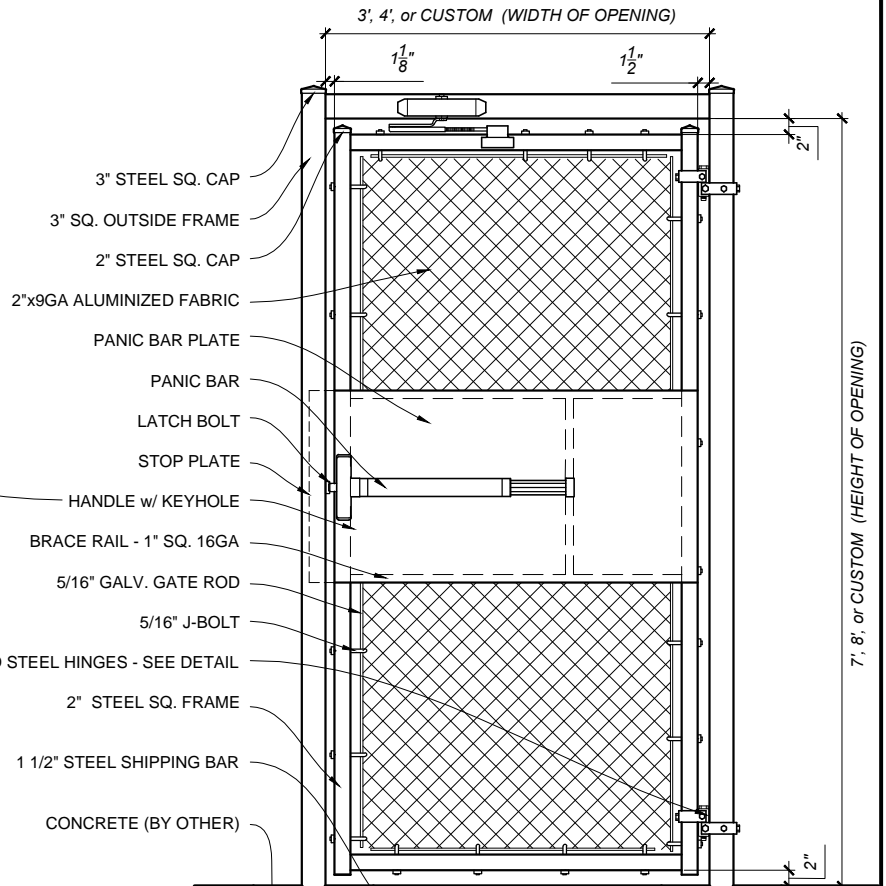
TUF GUARD GATE
PLAN 1/4"=1'-0"



TUF GUARD GATE
ELEV. OUTSIDE LOOKING IN 1/2"=1'-0"

NOTES:

1. SPECIFICATIONS SHOWN CAN BE CHANGED BY THE MANUFACTURER ONLY.
2. FOOTING WIDTH TO BE (4)X POST WIDTH
3. ALL COMPONENTS OF THE TUF GUARD GATE WILL BE COATED GREY, EXCEPT FOR THE HANDLE WITH KEY HOLE, PANIC BAR, AND CLOSER
4. OUTSIDE LOOKING IN, GATE WILL LATCH ON RIGHT AND OPEN OUTSIDE OF FENCE LINE



TUF GUARD GATE
ELEV. INSIDE 1/2"=1'-0"



COPYRIGHT © 2005 MERCHANTS METALS
ALL RIGHTS RESERVED

Merchants Metals
the first name in fence solutions

TUF GUARD GATE
CHAIN LINK w/ HANDLE

3-4'Wx7-8'H GATE
(Nom.Dimension)

BY: JR

DATE: 4.4.14

REV:

DWG NO.:

TGCLwH

SCALE: 1/2" = 1'-0"